

## Flat Deck Ute Crates

Custom built to suit your requirements



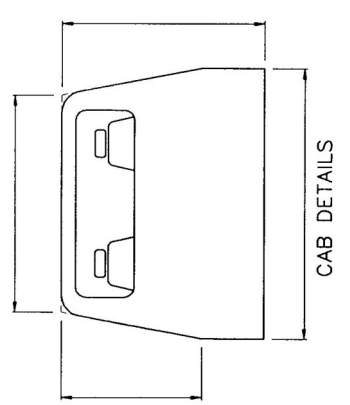
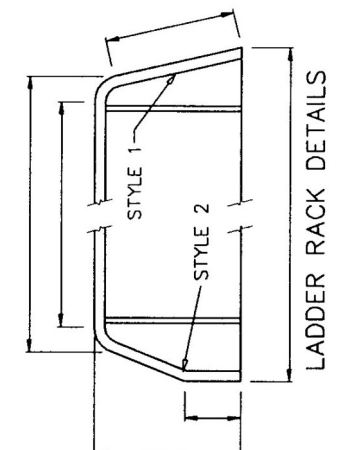
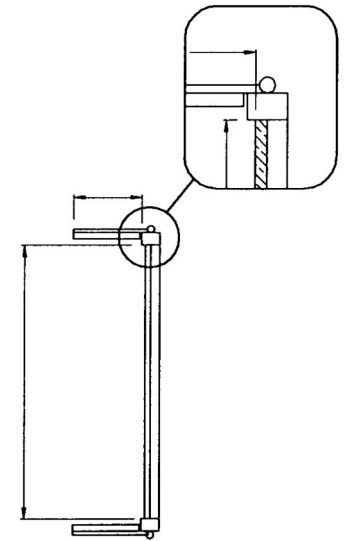
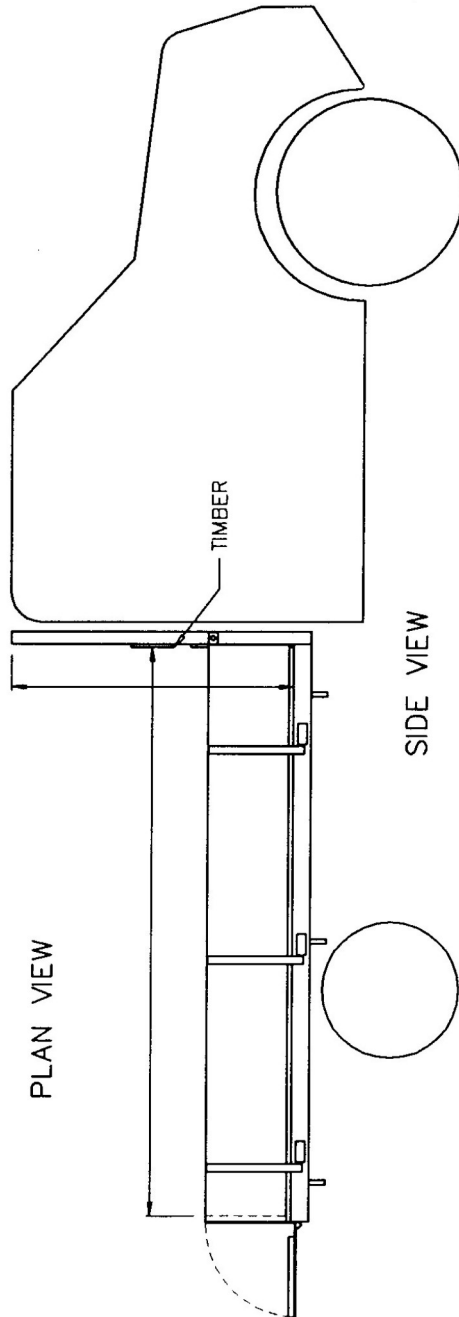
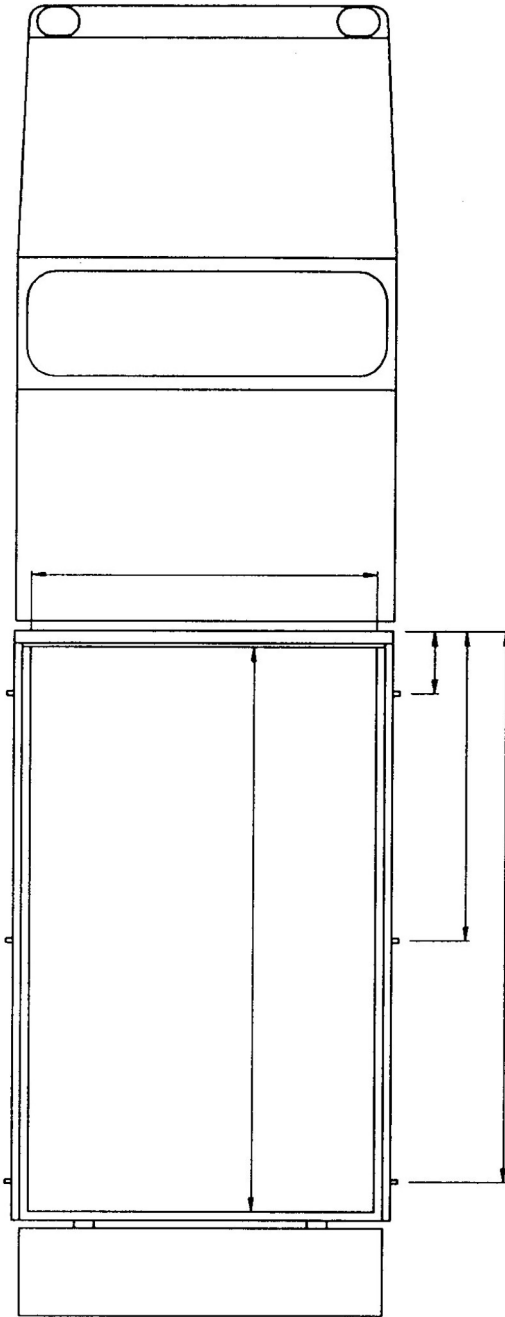
**PLEASE NOTE:** It is important that the measurements and specifications below are accurate.

	Date	Date
<b>LENGTH</b>		
<b>WIDTH</b>		
<b>HEIGHT (STD 900)</b>		
<b>SIDEBOARD HEIGHT</b>		
<b>CRATE OPTIONS</b>		
Front end - weld / bolt / pin		
Rear end - weld / bolt / pin		
<b>PARTITION DETAILS</b>		
Bolted or pinned		
<b>FRONT TO BACK</b>		
Gate at <b>front</b> end		
Gate at <b>back</b> end		
<b>SIDE TO SIDE</b>		
Gate <b>right</b> hand		
Gate <b>left</b> hand		
Position in crate 1st quarter / 2nd quarter / 3rd quarter		
To attach to how many positions		
<b>REAR DOORS - SLIDING</b>		
<b>Right</b> hand		
<b>Left</b> hand		
<b>REAR DOORS - SWING</b>		
<b>Right</b> hand		
<b>Left</b> hand		
<b>SIDE DOORS - SWING</b>		
Does it go over the drop sides		
<b>SIDE DOORS - SLIDING</b>		
<b>RATCHETS (to attach to:)</b>		
Rope rail on truck		
or hooks (measured from <b>front</b> [cab end] of truck		
Measurements of hooks		
<b>CASTLE TOP - STD 100mm</b>		
<b>or non standard height</b>		
Bolted / welded		
<b>SHOOTING HATCH</b>		
<b>OTHER REQUESTS</b>		
Sides angled to cab shape		

<b>Flat Deck Checklist</b>	
<b>Phone : 0800 45 00 00</b> <b>Fax: 03 615 9546</b>	
<b>Enquiry number:</b>	
<b>Contact name:</b>	
<b>Account name:</b>	
<b>Postal address:</b>	
<b>Phone:</b>	
<b>Fax:</b>	
<b>Mobile:</b>	
<b>Email:</b>	

(please use template at back of page)

All dimensions in millimetres



<b>Notes: If in doubt ask!</b>		
Scale NTS		
Date drawn 02-05-01		
Drawn by S LOW	Approved DAVE	Date Approved
Dwg. No: FLATDECK CRATE - TEMPLATE		